



NORTH HALL

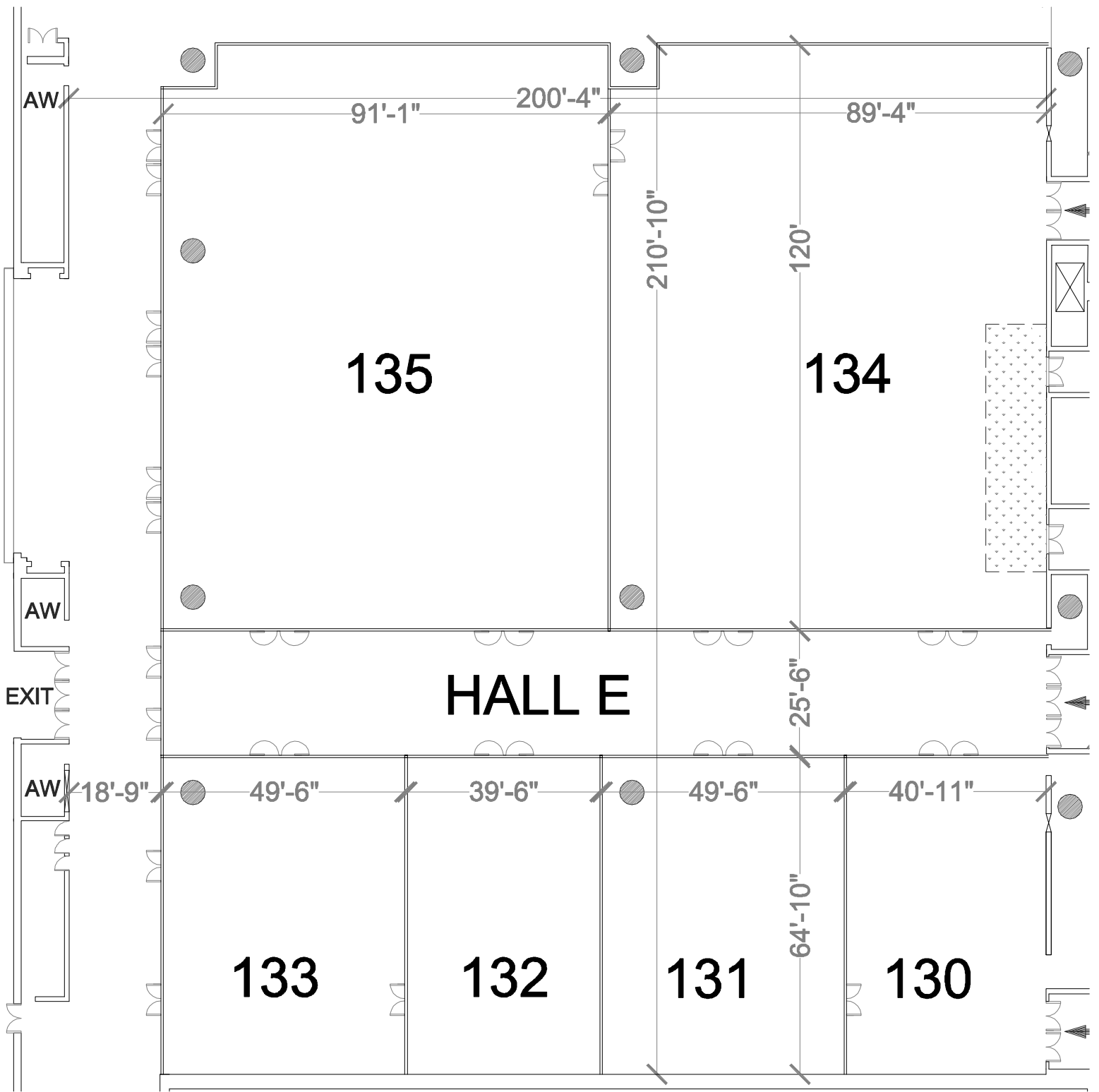
MEETING & BANQUET SPACE

FLOOR PLANS
&
UTILITY PLANS

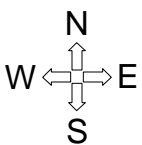
Every effort has been made to ensure the accuracy of all information contained on this floorplan, however no warranties, either expressed or implied, are made with respect to the plan. If the location of building columns, utilities or other architectural components of the facility is a consideration in the use of the space, it is the sole responsibility of the user to physically inspect the facility to verify all dimensions and locations.

TABLE OF CONTENTS

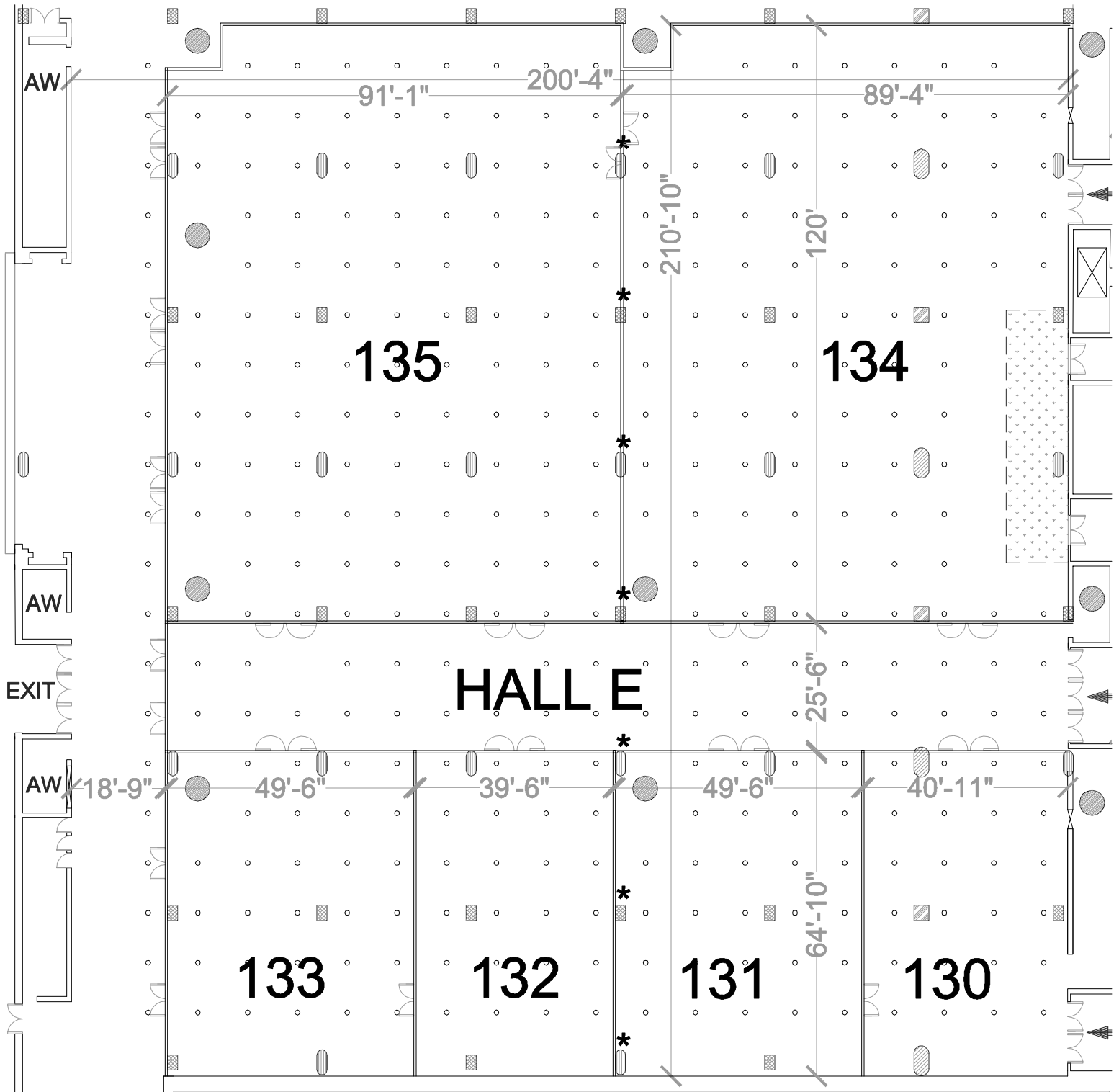
| | |
|--|---|
| NORTH EXHIBIT HALL E FLOOR PLAN..... | 1 |
| NORTH EXHIBIT HALL E UTILITY PLAN..... | 2 |



SHADED AREA IN HALL E
DENOTES ANGLED CEILING

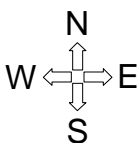


NORTH EXHIBIT HALL E FLOOR PLAN



RIGGING NOTES:

- DENOTES HANG POINTS
- ⊗ DENOTES NO BRIDLE HANG POINTS
- ⊠ DENOTES CABLE TIE-BACKS THESE ARE NOT HANG POINTS



SHADED AREA IN HALL E DENOTES ANGLED CEILING

ELECTRICAL KEY

- ⊠ TYPE A - 60amp, PHONE
- ⊡ TYPE B - 60amp, PHONE, DUCT JUNCTION
- ⊢ TYPE C - 60amp, PHONE, WATER, AIR, DRAIN
- ⊣ TYPE D - 60amp, PHONE, DUCT JUNCTION, WATER
- * DENOTES 100amp POWER

NORTH EXHIBIT HALL E UTILITY PLAN